

LOW VOLTAGE
DC24V
OPERATED
For Maximum Safety



This machine is powered by
intel NET

DCMoto

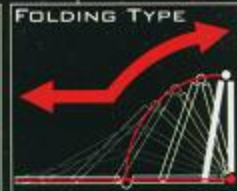
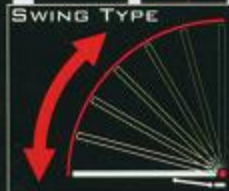
AUTOMATIC GATE DRIVER



LOW VOLTAGE
DC24V
OPERATED
For Maximum Safety



This machine is powered by
intel NET




DIGITAL SMART POSITIONING SYSTEM



SLIDING TYPE




See the difference



Conventional design

With DSPS technology, no limit switch is required.

SWING TYPE



See the differences



No stopper in the middle of the drive way.



The motor is not buried underground, avoiding the common problem of water getting inside.

FOLDING TYPE




See the difference



Open as wide as you like.



Double safety protection electronic overload sensor and infrared safety beam will stop or reverse the direction if there is an obstacle to the motion.



Conventional system

During a thunder storm, lightning used to strike and trip the circuit breaker of the main supply. Many people cannot operate their automatic gate when it is most needed.



Don't worry! our automatic gate system is kept running with a backup battery.



Panic alarm function with the second button on the remote control. (Optional)



If you worry forgetting to close your gate, then switch to our full automatic mode where the gate will close by itself after opened for a preset time. (Do not used this feature if there is no infrared safety beam)




Look! the gear box is oil bathed, now you know the mechanical life span is longer!

Technical Specifications:

DSPS 777MD

Sliding type automatic gate control

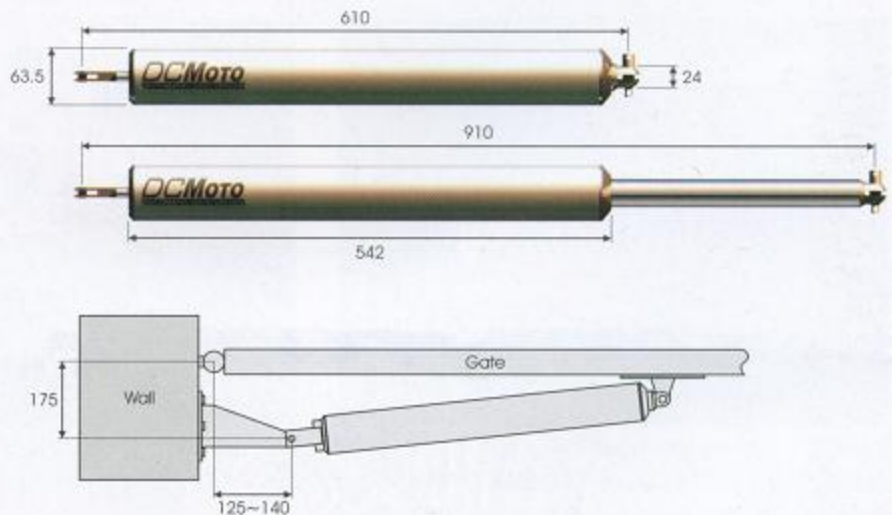
Driving method: Rack and pinion of module 4
Operating voltage: DC24V for normal speed
DC12V for cushioning speed
Max. Output power: 150W
Max. Linear speed: 30cm/sec.
Max. Weight of gate: 600kg
Max. Length of gate: 10 meter
DSPS device: Rotary magnetic sensor
Gearbox: Oil bath worm type reducer
Safety clutch: Electronic current sensing
Backup battery: 12V 7AH
Safety barrier: Infrared beam sensor (optional)
Main supply: AC110V / 220V, 60Hz / 50Hz
Electronic controller: Microcomputer based
Remote controller: UHF Digital PWM type
Temperature: 0 to +80 C



DSPS 222AT

Swing type automatic gate control

Driving method: Screw driven piston type
Operating voltage: DC24V for normal speed
DC12V for cushioning speed
Max. Output power: 80W per driver
Max. Piston stroke: 30cm
Max. Piston speed: 3cm/sec.
Operating cycle: 10 second per 90 (approx)
Max. Weight of gate: 250kg per wing
Max. Length of gate: 3 meter per wing
DSPS device: Electronic timing tracker
Gearbox: Dual steps planetary reducer
Safety clutch: Electronic current sensing
Backup battery: 12V 7AH
Safety barrier: Infrared beam sensor (optional)
Main supply: AC110V / 220V, 60Hz / 50Hz
Electronic controller: Microcomputer based
Remote controller: UHF Digital PWM type
Temperature: 0 to +80 C



! Electro-mechanical operated automatic gate, if misused, may cause fatal injuries. !

Some countries enforce law to regulate the safety caution while operating an automatic gate while some are not.

Wherever you are, please keep to the safety rule while operating an automatic gate.

Basic safety rules:

- 1) Only operate the auto-gate when you have visual contact with it and make sure no people and object are blocking the path of the gate. Avoid using a remote controller with unnecessarily long operating distance.
- 2) When purchasing an auto-gate system, always prefer one with the lowest power. This will reduce the risk of injuries during an accident. An 80-Watt motor is sufficient for standard residential sliding gate while 350-Watt (about 1/2 horse power) is too powerful for a residential gate. A heavier gate is having a higher risk than a lighter gate because of the weight that forms the momentum force.
- 3) To avoid any electrical shock hazard, always prefer a low voltage DC motor then a motor powered by the main supply. Who knows when an electrical leakage will take place when the motor casing is broken or the motor is flooded with water?
- 4) Make sure the motor is equipped with electronic or mechanical clutch that limit the force and make sure the device is functioning when the system is handed over to you. Test the safety function yourself periodically.
- 5) Infrared safety beam is preferred so that the gate will not move if any object blocks the path.

For more information, please refer to the local authority (safety board) of your country.

Due to our continuous improvement, the content in this brochure may be different from time to time. The manufacturer reserves the right to alter any specification for improvement without prior notice.

DCMOTO
AUTOMATIC GATE MANUFACTURER

